

# LIDOREI

at The Alnwick Garden





# STARTER

## One Word Story Activity

- You are going to create a story as a group.
- You can decide on the running order of your group.
- Each one of you will say a word in turn.
- The next person in your group must continue the story from the last word spoken.
- Go round the group to complete your story.
- You have 5 minutes!
- You will then re-tell your story to the rest of the class (in summary)
- As a class, you will vote for your favourite story.



**LO:** I can create a  
storyboard for a  
Lilidorei Fantasy  
Story.



# Lilidorei, what's your story?

Listen to the Fantasy Story (“Turn the Lights on!”).

You are going to plan your own Fantasy Story that can be part of a ‘Lilidorei, what’s your story?’ book for your class.

This could be based on:

- A story that you heard as you ventured around Lilidorei
- A story you heard in class before your visit
- A story developed from your own ideas
- The story you created in the starter activity



This plan is just your initial thoughts – you can use written descriptions or pictures in your Lilidorei Gate story board.


# What are the features of a Fantasy Story?


1. **Introduction** – Describe the setting.
2. **Main Protagonist** – Describe your main character.
3. **Introduce a Companion** – Helper for the protagonist.
4. **Build-up** – Challenges to overcome.
5. **Challenge 1** – Is there a riddle to solve?
6. **Challenge 2** – Can your magical item help?
7. **Challenge 3** – Can a wish help?
8. **Solution** – How is the problem solved?






# Lilidorei Gates - Fantasy Storyboard



**Lilidorei, what's your story? Fantasy Storyboard** 

Write or draw your ideas inside the Lilidorei Gates.

<b>1</b> Introduction - Describe the setting.	<b>2</b> Main protagonist - Describe your main character.	<b>3</b> Introduce a companion - Helper for the protagonist!	<b>4</b> Build-up - Challenges to overcome!
<b>5</b> Challenge 1 - Is there a riddle to solve?	<b>6</b> Challenge 2 - Can your magical item help?	<b>7</b> Challenge 3 - Can a wish help?	<b>8</b> Solution - How is the problem solved?

**Lilidorei, what's your story? Fantasy Storyboard** 

Write or draw your ideas inside the Lilidorei Gates.

<b>1</b> Introduction - Describe the setting.	<b>2</b> Main protagonist - Describe your main character.	<b>3</b> Introduce a companion - Helper for the protagonist!	
<b>4</b> Challenge 1 - Is there a riddle to solve?	<b>5</b> Challenge 2 - Can your magical item help?	<b>6</b> Solution - How is the problem solved?	

**LO:** I can peer assess  
and improve my own  
work with feedback.



# Helping Time!!

- Pass your fantasy story planning sheet to another member of the class.
- Collect three post-it notes.
- Read your peer's story plan.
- On the post-it notes:
  - Given 2 positives that you think about the story.
  - Give one point that you think could be improved or a question
- When your sheet is returned, reflect on what your peer has written on the post-it notes and make improvements to your work.



# Setting Description



# STARTER

## Expanding Texts

- Working around the classroom – everyone has a chance to participate.
- First person says a noun beginning with the letter A.
- The next person adds to this by adding an adjective to create a noun phrase. Can this begin with an A too so as to make the noun phrase have alliteration?
- The next person adds to this by adding another adjective to create an expanded noun phrase.
- Then go back to the beginning - this time starting with the letter B.



**LO:** I can find figurative language in a setting description.



# A Lilidorei Scene


The tall trees had formed a tree tunnel blanket canoping over the woodland path. The further you walked into the wood, the darker it became but alas lantern lights began to glow, lighting up the darkness. Following the recent rain, there was a waft of a comforting earthy smell surrounding the woodland path. But what was at the end of the path? Where was it leading to?

Suddenly, huge wooden gates came into view that were as tall as a school bus. A sudden sound could be heard, it was a gruff voice bellowing from behind the formidable gates that were studded in wrought iron and dressed with a peep hole. Was the owner of this roaring voice going to open this to see who was waiting at the gate? Waiting, waiting wondering what was going to happen? The voice was getting louder and louder; bellowing and snarling. There was a thud, thud, thud of heavy feet approaching the gate on the other side. What was behind the guarded gates that needed such protection?

Twinkling in the darkness at the top of the gate was the word Lilidorei. This was it; this was the entrance to Lilidorei. The magical kingdom ruled by Lord Elfwin, home to the nine clans who worship Christmas. Lilidorei was behind these gates. How could you enter without meeting the owner of the voice?

Was there another way to avoid this 'creature'? Someone else was now behind the gate, "Go to the right, Go to the right – there's another way in" they said in a friendly, reassuring tone.


Sure enough - a dainty little path passed by the right-hand side of the gate and at the end was a tiny entrance. Here it was, the entrance to Lilidorei - the magic was about to be begin!



Using coloured pencils colour one of each the following:


- Varied sentence opener
- Metaphor
- Conjunction
- Alliteration
- Expanded noun phrase
- Personification
- Powerful adjectives
- Onomatopoeia
- Simile
- Pronoun

**LO:** I can describe a setting from Lilidorei.





# Setting the Scene of your Story



## [How to create a story setting](#)

- What were you told to include in your story from the video?
- Discuss these with your partner.



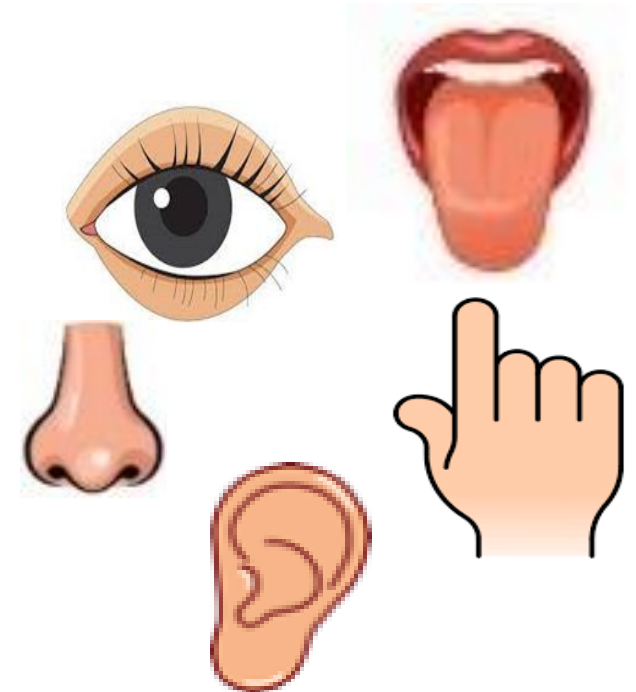


# Lilidorei Picture Bank




# Choose a Setting

- From the picture bank, choose your favourite house/location in Lilidorei.
- Look at the picture for 2 minutes, you will be timed!
- Now, close your eyes and imagine you are there.
  - What can you see?
  - What can you smell?
  - What can you hear?
  - What can you touch?
  - What can you taste?
- Open your eyes and remember your ideas.



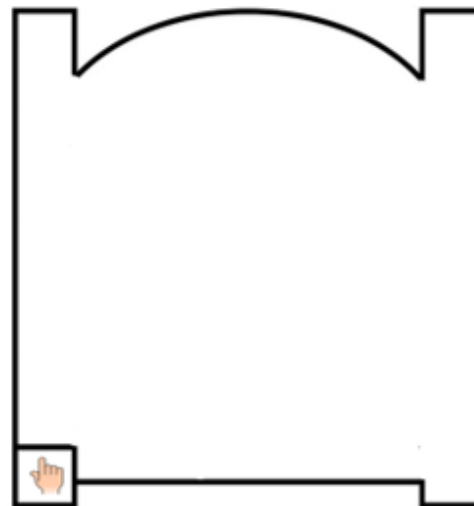
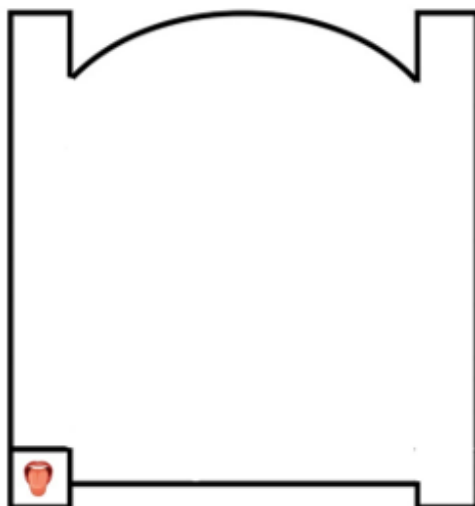
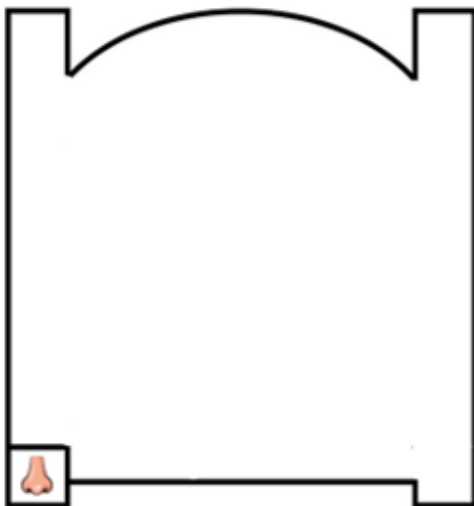
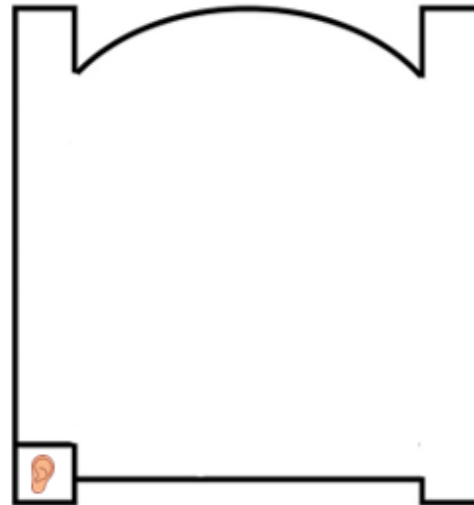
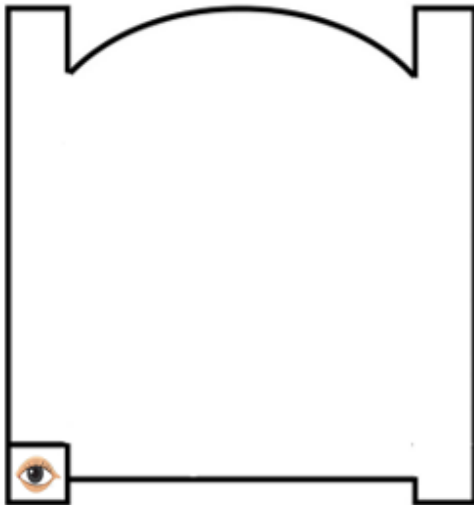
# The setting for a story – Your Turn

- Use the picture bank to help you choose a setting.
- For each sense, write your ideas in the Lilidorei Gates about your setting.
- Can you include the following?
  1. powerful adjectives, onomatopoeia
  2. expanded noun phrases, alliteration
  3. similes, metaphors, personification
- Around the Lilidorei Gates – try and include some strong sentence openers.



## The setting of my Fantasy Story

Write your ideas inside the  
Lilidorei Gates




**LO:** I can write  
a Lilidorei  
setting  
description as  
my story  
introduction.







# Activity



- Using your fantasy storyboard - the Lilidorei Gates planning sheet, modelled description and senses word bank, you are now ready to write your opening/introductory paragraph for your story – setting the scene.
- Put all your ideas together to form a paragraph.
- Remember to include your senses - touching, hearing, seeing, smelling and tasting.
- Try to include as many of the language features as possible.
- Always check your spelling and punctuation.

 **Lilidorei, what's your story? Fantasy Storyboard** 

Write or draw your ideas inside the Lilidorei Gates.

1	✓	2	Main protagonist - Describe your main character.	3	Introduce a companion - Helper for the protagonist!	4	Build-up - Challenges to overcome!
5	Challenge 1 - Is there a riddle to solve?	6	Challenge 2 - Can your magical item help?	7	Challenge 3 - Can a wish help?	8	Solution - How is the problem solved?

# Character Description

Believe in Magic

 **LilDORei**



# STARTER

## Describe your partner...

- Talk to your partner.
- Decide who is going to speak first.
- Describe to your partner what they look like – physical traits.
- Talk about what they are like inside – personality traits.
- Swap over roles.




**LO:** I can draw my own  
Lilidorei character.





# Your Lilidorei Character



- You have now visited Lilidorei and visited the Clans houses, plus met some of the magical characters.
- You can use one of the characters you met in Lilidorei or introduce one of your own.
- Name your character.
- On your activity sheet draw a picture of your Lilidorei character.

EXPANDED NOUN PHRASES TO DESCRIBE MY LILIDOREI CHARACTER

CHARACTER NAME:

A drawing of my Lilidorei Character

Inside

Outside

**LO:** I can describe my Lilidorei character inside and outside.



## Character Traits

Colour			
Black	coal	midnight	raven
Blue	cobalt	navy	sapphire
Brown	caramel	chocolate	rusty
Green	mint	olive	pine
Orange	amber	carrot	tangerine
Pink	coral	fuchsia	salmon
Purple	indigo	lilac	violet
Red	crimson	lipstick	ruby
White	linen	pearl	powder
Yellow	canary	daffodil	gold

Adjectives			
Bald	Gentle	Piercing	Spotty
Beautiful	Gigantic	Poking	Strange
Bright	Gleaming	Pointed	Stripey
Bushy	Glowing	Rounded	Strong
Colourful	Graceful	Scaly	Stubbly
Cuddly	Grotesque	Scruffy	Stunning
Drab	Hairy	Sharp	Tiny
Elegant	Huge	Sleek	Ugly
Enormous	Long	Smelly	Unsightly
Feeble	Magnificent	Smooth	Vast
Filthy	Minuscule	Sparkling	Weak
Furry	Monster	Spikey	Wrinkly



### Body

- Arms
- Hands - fingers
- Legs
- Feet - toes, claws
- Height

### Head

- Chin
- Hair
- Ears
- Eyes
- Horns
- Mouth
- Teeth
- Tongue
- Nose
- Nostrils

### Clothes



Voice

Likes/  
Dislike



Emotions

Actions

Afraid
Anxious
Arrogant
Bashful
Cautious
Clumsy
Confident
Courageous
Cruel
Demanding
Determined
Dishonest
Eccentric
Feeble
Fierce
Foolish
Generous
Harsh
Ignorant
Intimidating
Optimistic
Practical
Reliable
Reluctant
Sad
Selfish
Spontaneous
Trustworthy
Unpopular
Wicked
Witty

# Your Lilidorei Character

- You have now drawn your Lilidorei character and given your character a name.
- Describe your character inside and out in. You should include some of the following:
  - Powerful Adjectives
  - Expanded Noun Phrases
  - Pronouns
  - Power of Three
  - Simile
  - Metaphor
  - Alliteration
  - Personification
- You can use the Character Traits Knowledge Organiser to help you.


EXPANDED NOUN PHRASES TO DESCRIBE MY LILIDOREI CHARACTER	
CHARACTER NAME:	A drawing of my Lilidorei Character
	

**LO:** I can verbally  
describe my  
Lilidorei Character.





# Hot-Seating – get to know our Lilidorei characters!



- You are now your character.
- Take the hot-seat
- Your class want to get to know you.
- Answer questions posed by your peers.




**LO:** I can describe my Lilidorei character as the protagonist in my Fantasy Story.





# Activity





By using your filled in Lilidorei character description planning sheet, you are now ready to write the character description for the protagonist for your story.

This will form the second paragraph of your Fantasy Story.

Remember to include your outside and inside of your character.

Try to include as many of the language features as possible.

Always check spelling and punctuation.

 **Lilidorei, what's your story? Fantasy Storyboard** 

Write or draw your ideas inside the Lilidorei Gates.


1	Introduction - Describe the setting.	2	Main protagonist - Describe your main character.	3	Introduce a companion - Helper for the protagonist!	4	Build-up - Challenges to overcome!
5	Challenge 1 - Is there a riddle to solve?	6	Challenge 2 - Can your magical item help?	7	Challenge 3 - Can a wish help?	8	Solution - How is the problem solved?


**LO:** I can write my  
Fantasy Story by  
using my Lilidorei  
Gates - Fantasy  
Storyboard





# You're ready to go...

- You have now written your first and second paragraph of your story – setting and character description.
- Using your planning sheet, you are now going to complete your Fantasy Story.
- Say your words out loud before you write them down.
- Read your words once you have written them to check that they make sense.



**Lilidorei, what's your story? Fantasy Storyboard** 

Write or draw your ideas inside the Lilidorei Gates.


			
1 Introduction - Describe the setting.	2 Main protagonist - Describe your main character.	3 Introduce a companion - Helper for the protagonist!	4 Build-up - Challenges to overcome!
5 Challenge 1 - Is there a riddle to solve?	6 Challenge 2 - Can your magical item help?	7 Challenge 3 - Can a wish help?	8 Solution - How is the problem solved?

**LO:** I can proofread  
for spelling and  
punctuation errors.





# It's time to proof-read/edit your work!



- Get your proof-reading/edit pen ready.
- Proof-read/edit your Fantasy Story.
- You will need a dictionary to check your spellings.
- You may want to use a thesaurus to add further powerful adjectives.



**LO:** I can write and suggest improvements to other's work.



# Peer Helping




- You will now have a post-it note.
- Give your Fantasy Story to a partner.
- You will read through each other's work and write on the post it note the following:
  - Something that you liked about the Fantasy Story.
  - One thing that they could do to improve their Fantasy Story.

**LO:** I can perform my own work using appropriate intonation, volume and movement so that meaning is clear.





# When finished...



- You are going to read your Fantasy Story to the class.
- Practise this so that you can perform it to the rest of the class.

