

LIDOREI

at The Alnwick Garden



Lilidorei Maths




Lilidorei Clans




- You have now visited Lilidorei and seen the clans' houses but you will not have seen the clans themselves.
- Not one member of any clan has ever been seen by a human but we know that they are all working away with their magic to ensure that Christmas is a great celebration.
- We also know that some of the nine clans living in Lilidorei under Lord Elwin Drin's control are troublesome and some are helpful.
- Look at the names of the 9 clans that live in Lilidorei.
- Have a look at the clans' houses photographs.
- Can you remember which clan lives in each house?


Squiffles	Helpful
Elves	Helpful
Goblins	Troublesome
Trolls	Troublesome
Hobgoblins	Troublesome
Sprites	Helpful
Dwarves	Helpful
Fairies	Helpful
Pixies	Helpful




















Starter

How many Christmas trees do you think there are in Lilidorei?

There are actually 1370.

Round the number of Christmas Trees to the nearest:

10

100

1000



How many muffins do you think are sold each week at Lilidorei?

There are actually 267.

Round the number of muffins to the nearest:

10

100

1000



How many visitors do you think have visited Lilidorei since it opened in May 2023?

There are actually 131,474.

Round the number of visitors to the nearest:

10

100

1000

10000






**LO: I can create a
tally chart.**



Lilidorei - what's your story?



- You are going to vote for your favourite Lilidorei Clan House.
- You can only vote once.
- All the Lilidorei Clan Houses that you visited will be displayed on the board.
- Decide which is your favourite Lilidorei Clan House and put your hand up to be counted when your favourite house is named.

VOLUNTEER PLEASE

- Who would like to volunteer to be our class tally master?

Tally Chart...

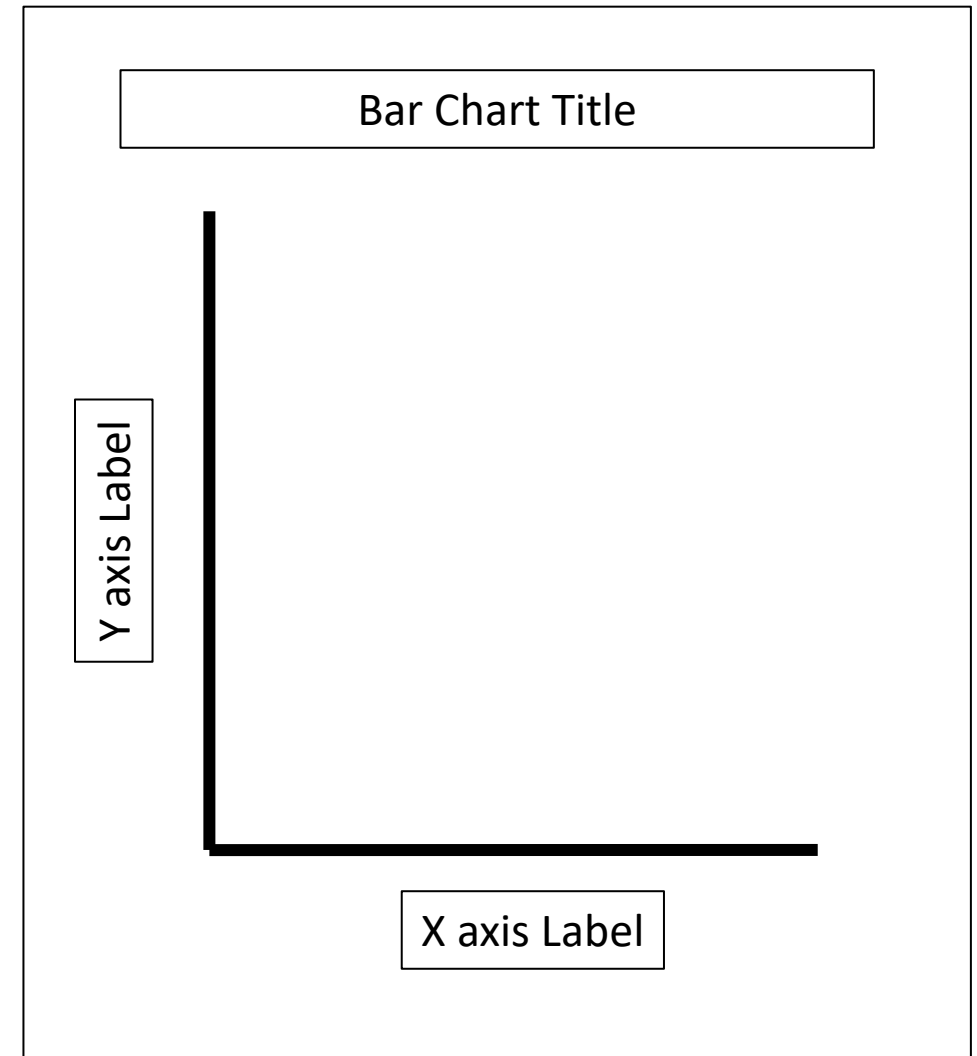


**LO: I understand
the features of a
bar chart.**



Bar Chart Summary...

- A bar chart is a simple and effective way to represent data.
- The title is a sentence which describes what the bar chart is showing.
- The vertical and horizontal lines are called axes.
 - The vertical line going up is the **y-axis**.
 - The horizontal line going across is called the **x-axis**.
- Both are always labelled so you know what is being shown.
- To interpret the data, you read the very top of the bar to see which number it reaches on the y-axis.



Let's make a Human Bar Graph!



- Who would like to volunteer to be our Y axis?
- What does the Y axis represent?
- How high must the Y axis be? Hint, look at the highest tally chart number!
- What scale shall we have up our Y axis?
- Let's write the numbers on the post-it notes.
- Stick the scale to our Y axis.
- Who would like to volunteer to be each of our Lilidorei Clan Houses to go along the X axis?
- Children given pictures of the Lilidorei Clan Houses should curl up in a ball in a straight line.
- When told, they need to stretch themselves to the number of people who chose their Lilidorei Clan House using the scale of the Y axis volunteer.
- There should now be a human representation of a bar graph for the most popular Lilidorei Clan House according to the class.

**LO: I can
draw a bar
chart.**



Instructions. On your graph paper:



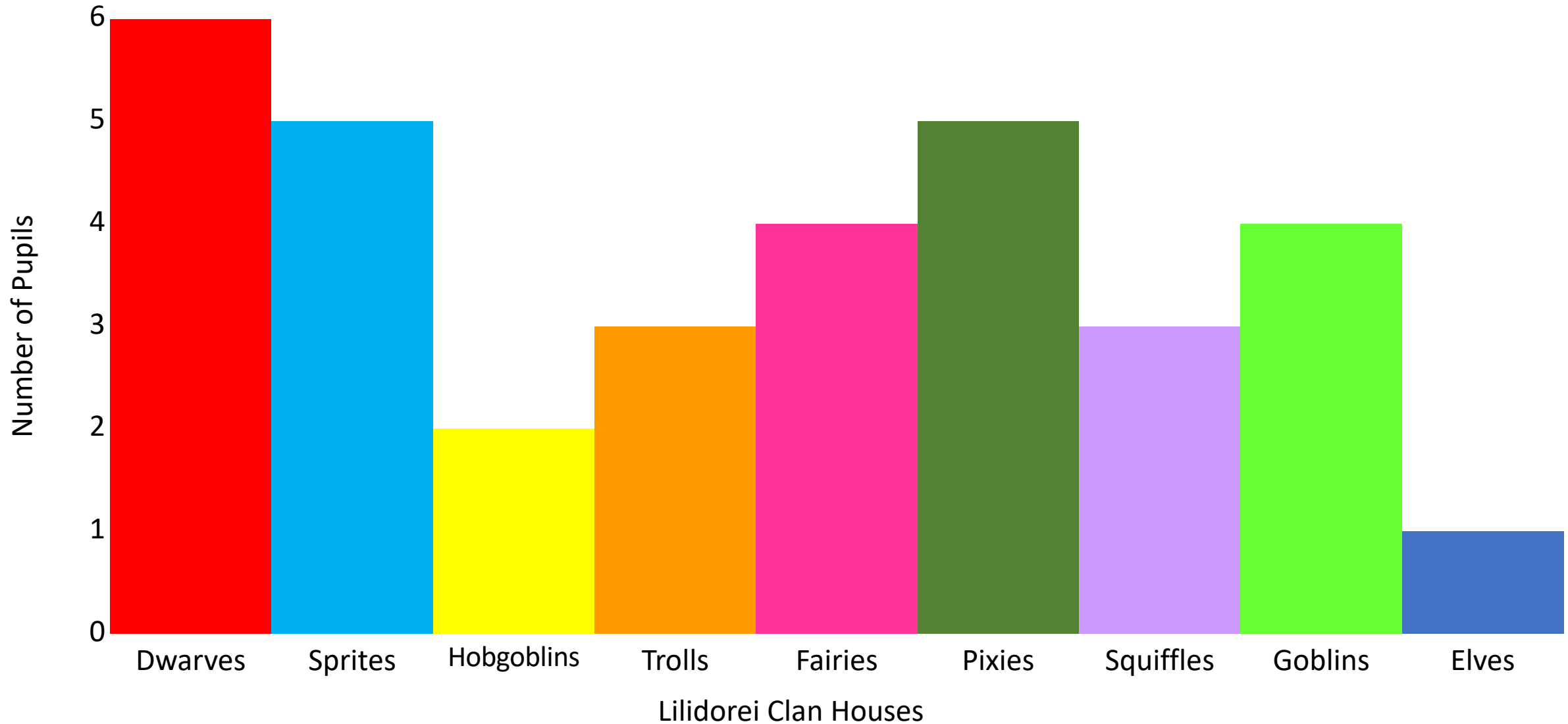
- The bar chart should be given a title. A title is a sentence which describes what the bar chart is showing - *Our class's favourite Lilidorei Clan House.*
- Draw the horizontal axis. List the name of the Lilidorei Clans (to represent their houses) along this axis – remember there are 9.
- Label the axis – *Lilidorei Clan Houses.*
- Draw a vertical axis. This axis will show the number of members of the class that voted for each Lilidorei Clan House.
- Choose a suitable scale for the axis – think back to our human bar chart!
- Label the axis. The axis shows the number of our class members who voted for each Lilidorei Clan House, so we can label the axis - *Number of Pupils.*
- Now you are ready to draw the bars (total number of people who voted) for each of the 9 Lilidorei Clan Houses.
- When completed, colour your bars in.

**LO: I can
interpret a
bar graph.**





Our class's favourite Lilidorei Clan House (example)



Write questions for your partner to answer about your bar chart. Here are a few to start with...

- Which Lilidorei Clan House got the most votes?
- What is the difference in votes between the most liked Lilidorei Clan House and the least liked Lilidorei Clan House?
- How many votes were there altogether?
- What is the total number of votes if you add the Hobgoblins, Dwarves and Fairies votes together?

