

LIDOREI

at The Alnwick Garden



Let us think back at our trip to Lilidorei...

- Where is Lilidorei?
- What was your favourite part of Lilidorei?
- How many clans does Lilidorei have?
- What is a riddle?
- Who rules Lilidorei?
- Describe the house that the elves live in.
- What do all residents of the village at Lilidorei worship?
- What is a Quest Story?



Setting Description




Lilidorei Clans




- You have now visited Lilidorei and seen the clans' houses but you will not have seen the clans themselves.
- Not one member of any clan has ever been seen by a human but we know that they are all working away with their magic to ensure that Christmas is a great celebration.
- We also know that some of the nine clans living in Lilidorei under Lord Elwin Drin's control are troublesome and some are helpful.
- Look at the names of the 9 clans that live in Lilidorei.
- Have a look at the clans' houses photographs.
- Can you remember which clan lives in each house?


Squiffles	Helpful
Elves	Helpful
Goblins	Troublesome
Trolls	Troublesome
Hobgoblins	Troublesome
Sprites	Helpful
Dwarves	Helpful
Fairies	Helpful
Pixies	Helpful




















LO: I can find figurative language in a Setting Description.



A Lilidorei Scene

The tall trees had formed a tree tunnel blanket canoping over the woodland path. The further you walked into the wood, the darker it became but alas lantern lights began to glow, lighting up the darkness. Following the recent rain, there was a waft of a comforting earthy smell surrounding the woodland path. But what was at the end of the path? Where was it leading to?

Suddenly, huge wooden gates came into view that were as tall as a school bus. A sudden sound could be heard, it was a gruff voice bellowing from behind the formidable gates that were studded in wrought iron and dressed with a peep hole. Was the owner of this roaring voice going to open this to see who was waiting at the gate? Waiting, waiting wondering what was going to happen? The voice was getting louder and louder; bellowing and snarling. There was a thud, thud, thud of heavy feet approaching the gate on the other side. What was behind the guarded gates that needed such protection?

Twinkling in the darkness at the top of the gate was the word Lilidorei. This was it; this was the entrance to Lilidorei. The magical kingdom ruled by Lord Elfwin, home to the nine clans who worship Christmas. Lilidorei was behind these gates. How could you enter without meeting the owner of the voice?

Was there another way to avoid this 'creature'? Someone else was now behind the gate, "Go to the right, Go to the right – there's another way in" they said in a friendly, reassuring tone.

Sure enough - a dainty little path passed by the right-hand side of the gate and at the end was a tiny entrance. Here it was, the entrance to Lilidorei - the magic was about to be begin!



Using coloured pencils colour one of each the following:

- Varied sentence opener
- Conjunction
- Expanded noun phrase
- Powerful adjectives
- Simile
- Metaphor
- Alliteration
- Personification
- Onomatopoeia
- Pronoun

An Alnwick Garden Scene

Glowing lights shone through the darkness of the night sky, stretching for miles beyond. Resembling a rainbow with vibrant stripes featuring the different foliage of the enchanting cascade. Cool, bewitching blue captivating the deciduous leafless tall trees, greeted by the tranquil green of the standing to attention fir trees. The water was surrounded by a deep crimson border, which elegantly cascaded through the levels to reach a magnificent fountain at the bottom flushing out water with sophisticated grace. The water sounded like a symphony from the greatest orchestra and smelled like a cocktail too good to drink with mixes of woody pine and petrichor.



Using coloured pencils colour one of each the following:

- Varied sentence opener
- Conjunction
- Expanded noun phrase
- Powerful adjectives
- Simile
- Metaphor
- Alliteration
- Pronoun
- Personification

LO: I can describe a setting from Lilidorei.



		Rustle	Squawk
Bellow	Hiss	Screech	Squeal
Buzz	Howl	Shriek	Swish
Cackle	Hush	Shrill	Thud
Cheer	Mumble	Sizzle	
Clang	Mutter	Snarl	
Crackle	Rant		
Creak	Rave		
Grumble	Roar		
Gurgle	Rumble		



Bleary	Dingy
Blurred	Faded
Brilliant	Faint
Colourless	Flashy
Dazzling	Gaudy
Dim	



Glance	Glossy	Shimmering
Gleaming	Glowing	Shiny
Glimpse	Grimy	Smudged
Glistening	Hazy	Sparkling
Glittering	Misty	Streaked
Gloomy	Radiant	Striped
	Shadowy	Tarnished
		Twinkling

Appetising	Palatable	Savoury	Stale
Bitter	Peppery	Scrumptious	Sugary
Bland		Sharp	Sweet
Creamy			Tangy
Delectable			Tasteless
Flavourless	Refreshing		Tasty
Gingery	Ripe	Sour	Unappetising
Luscious	Rotten	Spicy	Unripe
Nauseating	Salty		Yummy



Acrid	Odour	Scent
Aroma	Odourless	Scented
Aromatic	Old	Smell
Fetid	Perfumed	Stench
Foul	Pungent	
Fragrant	Putrid	
Mouldy	Rancid	
Musty	Rank	
	Reeking	



Spicy
Sweet
Waft
Whiff

Balmy	Cold
Biting	Cool
Bristly	
Bumpy	
Chilly	
Coarse	



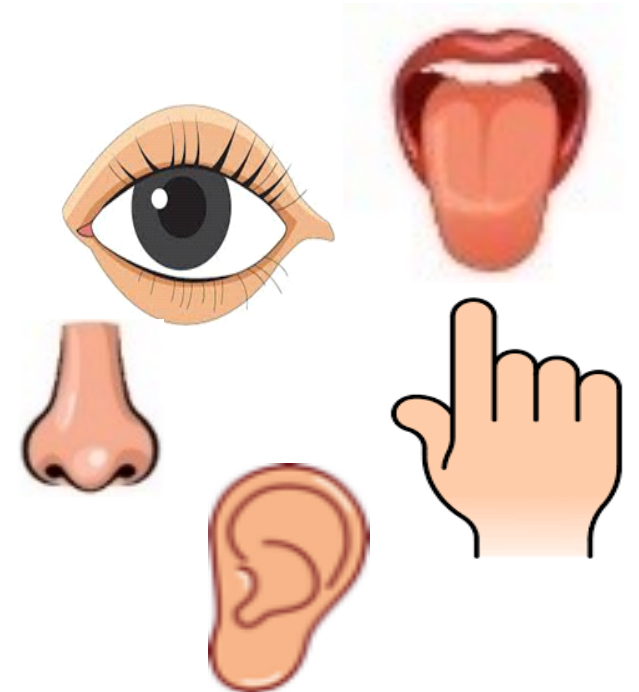
Crawly		
Creepy		Shivery
Cuddly	Hairy	Silky
Dusty	Hot	Slimy
Feathery	Icy	Slippery
Fluffy	Lumpy	Spongy
Furry	Oily	Springy
Goey	Powdery	Squashy
Greasy	Prickly	Sticky
Gritty	Scratchy	Velvety

Lilidorei Picture Bank




Choose a Setting

- From the picture bank, choose your favourite house/place in Lilidorei.
- Look at the picture for 2 minutes, you will be timed!
- Now, close your eyes and imagine you are there.
 - What can you see?
 - What can you smell?
 - What can you hear?
 - What can you touch?
 - What can you taste?
- Open your eyes and remember your ideas.



Setting Description – Your Turn

- Use the picture bank to help you choose a setting.
- For each sense, write your ideas in the Lilidorei Gates about your setting.
- Can you include the following?
 1. powerful adjectives, onomatopoeia
 2. expanded noun phrases, alliteration
 3. similes, metaphors, personification
- Around the Lilidorei Gates – try and include some strong sentence openers.





Setting Description

Write your ideas inside the
Lilidorei Gates

**LO: I can write
a Lilidorei
Setting
Description.**



Setting Description

- Using your Lilidorei Gates planning sheet, you are now going to put all your information together and write a paragraph to describe your setting.
- Say your words out loud before you write them down.
- Read your words once you have written them to check that they make sense.
- Use the senses word bank to help you.



LO: I can proofread for spelling and punctuation errors.



It's time to proof-read/edit your work!

- Get your proof-reading/edit pen ready.
- Proof-read/edit your Setting Description.
- Get your proof-reading/edit pen ready.
- Proof-read your Setting Description.
- You will need a dictionary to check your spellings.
- You may want to use a thesaurus to add further powerful adjectives.



LO: I can write and suggest improvements to other's work.



Peer Helping



- You will now have a post-it note.
- Give your lost poster to a partner.
- You will read through each other's work and write on the post it note the following:
 - Something that you liked about the Setting Description.
 - One thing that they could do to improve their Setting Description.

LO: I can perform my own work using appropriate intonation, volume and movement so that meaning is clear.



When finished...

- You are going to read your Setting Description to the class.
- Practise this so that you can perform it to the rest of the class.

ALSO

- Some of your Setting Descriptions may be sent to Lilidorei to be displayed.

