

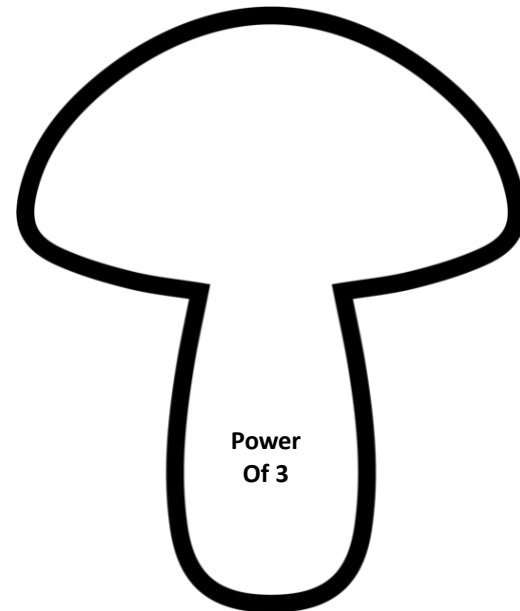
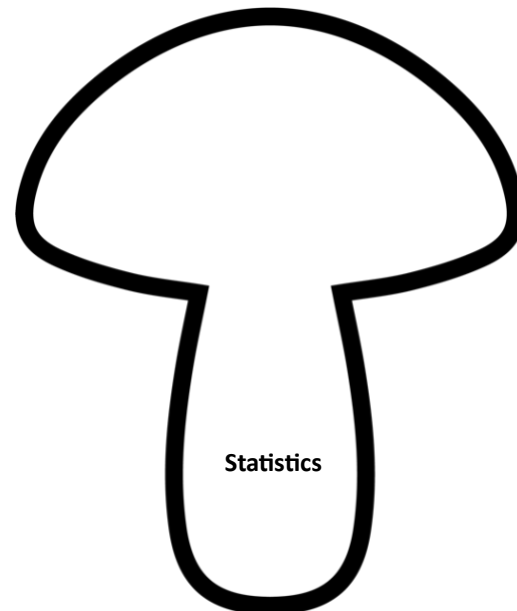



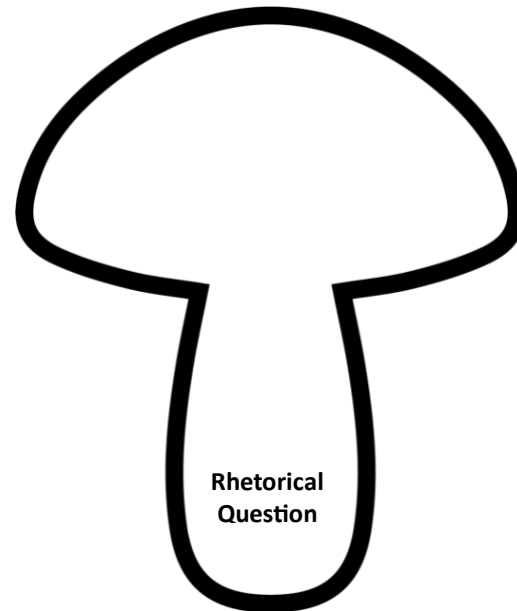



# WHAT'S YOUR STORY?


Writing Activity  
Persuasive Writing



# 'Lilidorei, what's your story?' Persuasive Writing







---

---

---

---

---

---

---

---

---

---

---

---

---

---

---

---

---

---

---



---

---

---

---

---



---

---

---

---

---

---

---

---

---

---

---

---

---

---

---

---

---

---

---


---

---



---

---

---









# What's your Story?

On your visit, you will meet our story tellers in our dedicated story telling area. You may even be asked to join in and be part of the story being told.



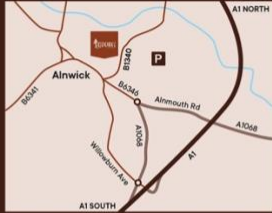
Playing in Lildorei is hard work and you will get hungry and thirsty. Whatever you fancy, we can offer food at one of our outlets.



Drop into our magical toy and sweet shop. In our shop you'll find a unique range of locally handcrafted Lildorei sweets plus fun toys for every budget. Don't miss out on our very own Troll Snot or Fairy Dust ice cream!

## Where to find us

Just off the A1 and easily accessible by train and bus. Lildorei at The Alnwick Garden is perfectly situated in the heart of Northumberland - away from the hustle and bustle of city life.



### By road

Lildorei is off the A1 to the North of Alnwick and is well signposted.

The Alnwick Garden car park is off Denwick Lane (B1340). The postcode for the car park is NE66 1FJ (parking charge is £3.50 per car per day).

If you are arriving on the A1 Northbound, to avoid congestion in Alnwick Town Centre we suggest that you do not take the first junction signposted for Alnwick, but instead remain on the A1 and take the Denwick turn-off, clearly signposted with the brown signs for The Alnwick Garden.

### By bus

Buses connect Alnwick to the surrounding towns and the city of Newcastle.

### By rail

The main east coastline from London to Edinburgh stops at Alnmouth, which is 4 miles away. A taxi or bus can be taken from Alnmouth.



# LILDOREI

at The Alnwick Garden



[www.lildoreialnwick.co.uk](http://www.lildoreialnwick.co.uk)

# LILDOREI

at The Alnwick Garden

You can visit the houses of the 9 clans at Lildorei

Lildorei is a magical kingdom ruled by Lord Elfwin from high up in his tower Elfwin Drin.

Lildorei is home to our 9 clans - some are friendly, some less so who all worship Christmas. Despite their HUGE presence, they cannot be seen by us Humans.



Fear not, our team of Secret Keepers know lots and lots of secrets about them, so they can give you clue to help create your own story at Lildorei.

What do those who have already visited Lildorei say?

"Great day out for the children and the big children too."

"Lifetime memories have been made!"

Make a wish at the Lildorei Wishing Tree.



## Elfwin Drin

Climb on the biggest play structure in the World - Elfwin Drin, the home of Lord Elfwin The King of Lildorei.



### Facts about Elfwin Drin

- ↑ It is 26 metres tall
- ↑ It has 10 towers
- ↑ It has 170 metres of bridges
- ↑ It has a total of ?? steps
- ↑ It has 6 Slides

